
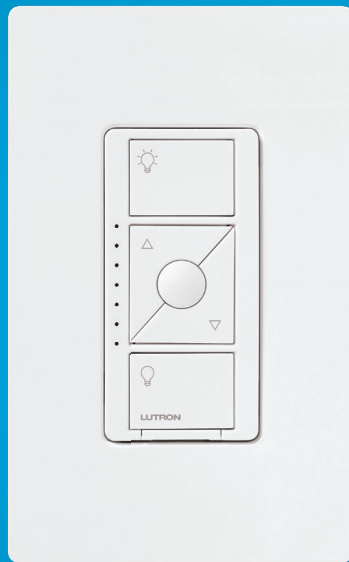


# Caséta Wireless works with Samsung SmartThings

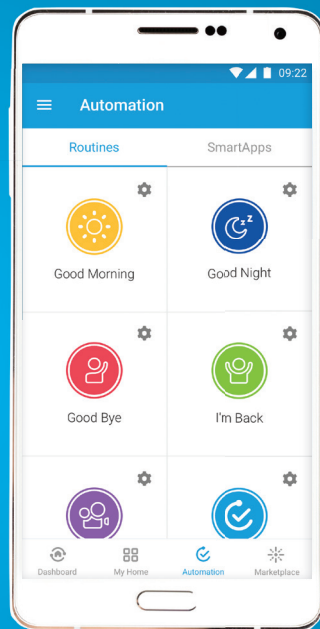
Create a more complete smart home.



Lamp Dimmer



Dimmer



SmartThings hub

# Getting started is easy


## Step 1

Install your Caséta Wireless system, connect it to your Wi-Fi router, and download the Lutron App.



## Step 2

Download and install the free Samsung SmartThings app and set up your SmartThings system.



## Step 3

Link your Caséta Wireless devices to different routines and SmartApps using the Samsung SmartThings app. Now, you can automate your lights and shades alongside additional smart devices like sensors, locks, cameras, and more.

**CasetaWireless.com**

### Customer Assistance

Email: [support@lutron.com](mailto:support@lutron.com)

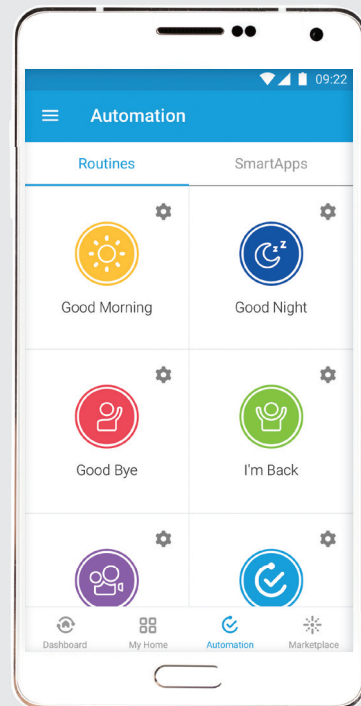
Phone: 1.844.LUTRON1 (588.7661) — includes 24/7 technical support

*Caséta* by **LUTRON**

© 03/2017 Lutron Electronics Co., Inc. | P/N 367-2707 REV A

## What you need

- Lutron Smart Bridge or Smart Bridge PRO
- Lutron App
- Samsung SmartThings Hub
- Samsung SmartThings App (shown below)



® Caséta and Lutron are trademarks of Lutron Electronics Co., Inc., registered in the U.S. and other countries.