

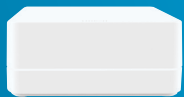
Caséta Smart Lighting & Serena Smart Shades work with Alexa

Use your voice to directly control your lights and shades, activate pre-programmed scenes, and more!

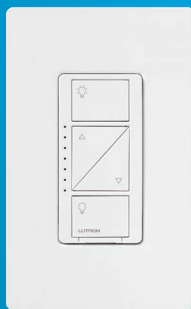
“Alexa, dim my living room lights to 30%”

“Alexa, turn on ‘Movie time’”

“Alexa, open my kitchen shades”



Smart Bridge



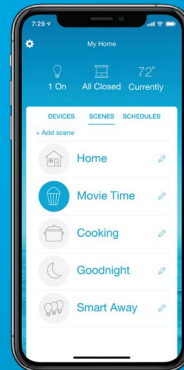
Caséta Dimmer



Smart Remote



Amazon Echo



Phone App



Serena Shades*

Caséta by  **LUTRON**

Serena by  **LUTRON**

*Works with roller shades, honeycomb shades and wood blinds.

RA2 Select & Sivoia QS Triathlon smart shades by Lutron also work with Alexa using the Lutron App

Getting started is easy

Step 1

Install your Caséta controls and Serena shades, connect the Smart Bridge to your Wi-Fi router, and download the Lutron App.



Step 2

Plug in your Alexa-enabled device, download the Amazon Alexa app, and connect it to your Wi-Fi network.

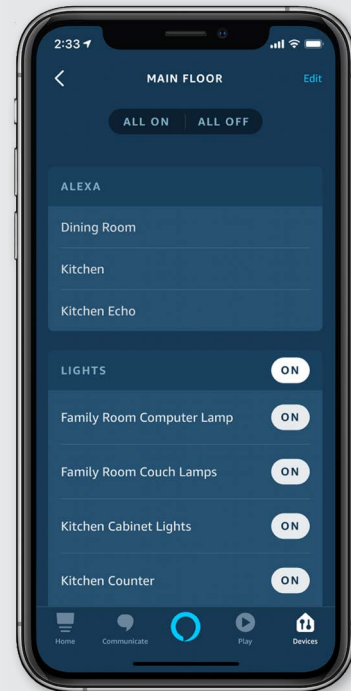


Step 3

Enable the Lutron skill in the Amazon Alexa app, then say "Alexa, discover my devices."

What you need

- Lutron Smart Bridge or Smart Bridge PRO
- Lutron App
- Alexa-enabled device
- Amazon Alexa app (shown below)



Caséta by **LUTRON**

CasetaWireless.com

Customer Assistance

Email: support@lutron.com

Phone: 1.844.588.7661—includes 24/7 technical support

Serena by **LUTRON**

SerenaShades.com

Customer Assistance

Email: info@serenashades.com

Phone: 1.855.573.7362

Amazon, Echo, Echo Dot, and all related logos and motion marks are trademarks of Amazon.com, Inc. or its affiliates.

☼, Caséta, Serena and Lutron are trademarks of Lutron Electronics Co., Inc., registered in the U.S. and other countries.

© 07/2020 Lutron Electronics Co., Inc. | P/N 367-2701 REV C